

STEP-BY-STEP GUIDE FOR EXHIBITORS

# HOW TO REGISTER

Learn how to correctly complete the entire registration process.

Artinii Pro



## STEP 1

Go to [artinii.com](https://artinii.com) and click REGISTER.

## Your Reliable Partner in Global Film Delivery

An innovative platform designed for film professionals, enabling secure and efficient distribution of films for public screenings without internet. Specializing in offline playback with advanced protection, ensuring maximum content security.

Trusted by major US studios

### Content Owner

LOG IN

#### Securely Deliver Your Films with Confidence

Effortlessly distribute your films to any public screening location—cinemas, festivals, community centers, pop-ups, or other venues—while maintaining complete control over your distribution process. Whether theatrical or non-theatrical, our platform ensures your content reaches audiences securely and efficiently.

Expand →

### Screening Venue

LOG IN

#### Simplify Your Screenings with Artinii.Pro

Hosting screenings has never been easier. With the **Artinii Cinema Player**, you can securely receive and screen films in just a few simple steps, ensuring a seamless experience for you and your audience.

Expand →



## STEP 2

Click on the **Exhibitor Sign Up** button.

# Your Reliable Partner in Global Film Delivery

An innovative platform designed for film professionals, enabling secure and efficient distribution of films for public screenings without internet. Specializing in

## REGISTER

Content Owner | Exhibitor

[Sign Up](#) → [Sign Up](#)

## Content Owner

### Securely Deliver Your Films with Confidence

Effortlessly distribute your films to any public screening location—cinemas, festivals, community centers, pop-ups, or other venues—while maintaining complete control over your distribution process. Whether theatrical or non-theatrical, our platform ensures your content reaches audiences securely and efficiently.

Expand →

## Venue

### Simplify Your Screenings with Artinii.Pro

Hosting screenings has never been easier. With the **Artinii Cinema Player**, you can securely receive and screen films in just a few simple steps, ensuring a seamless experience for you and your audience.

Expand →

LOG IN

You'll then be redirected to the **artinii.com Dashboard**. Here click on **Sign Up**

**Artinii**

- 📍 Screening Places
- 📅 My films
- 📄 Orders
- 👤 My account



Sign up

Login



### STEP 3

#### OPTION A

Sign up with **Google**, **Apple** or **Eventival** account.


#### OPTION B


Sign up with email.


Enter your **name**, **email**, and **password**. Agree to the **Terms of Service** and **Privacy Policy** and click **Sign up**.

**Sign up to Artinii**

Sign up and enter the world of endless screening possibilities

 Sign up with Google

 Sign up with Apple

 Sign up with Eventival

Or sign up with email

FULL NAME \*

EMAIL \*

PASSWORD \*

  
 Show password

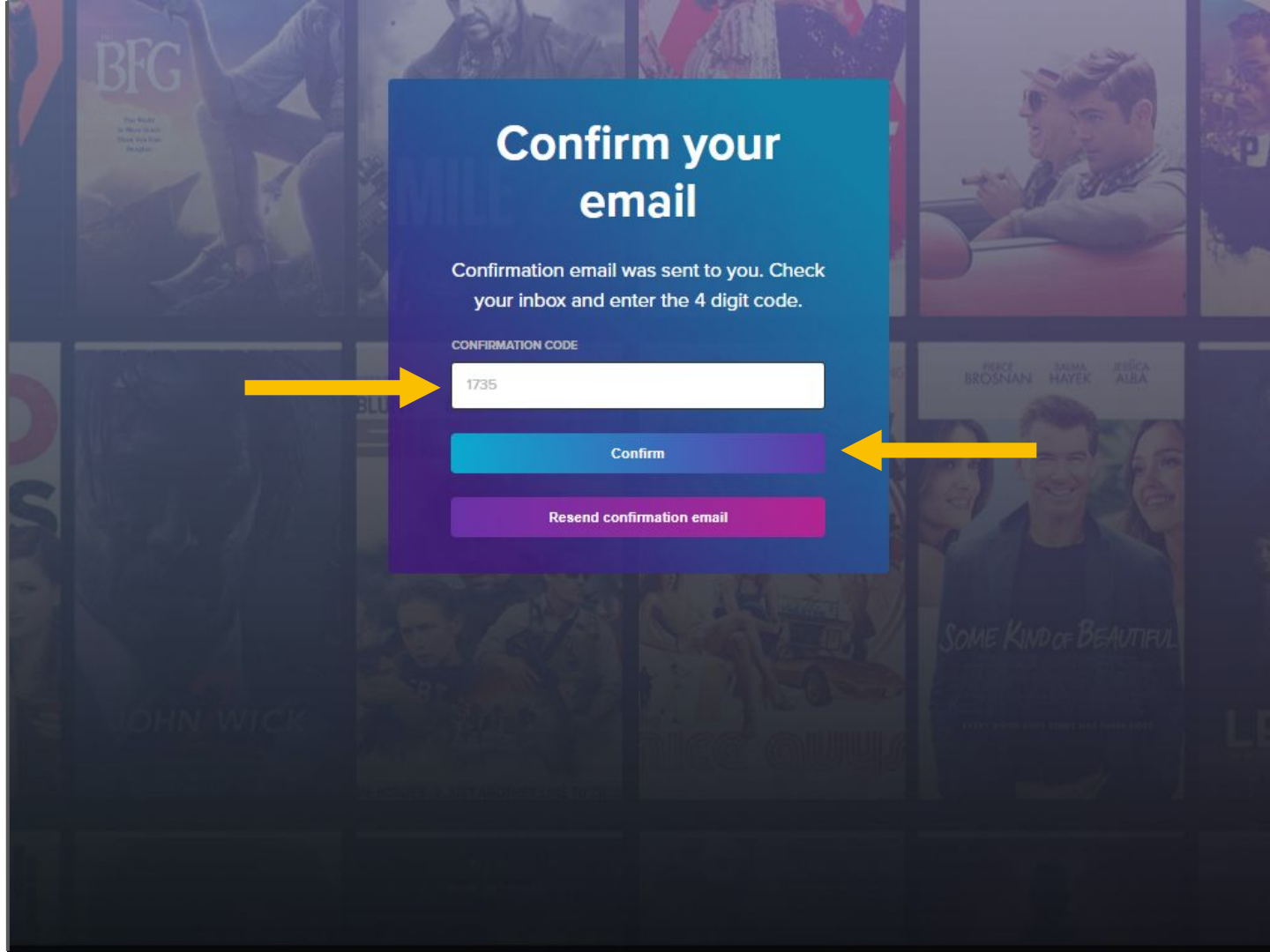
I agree to the Terms of Service and Privacy Policy

**Sign up**

Already have an account?

## STEP 4

Enter the 4-digit code sent to your inbox and click **Confirm**.



## Confirm your email

Confirmation email was sent to you. Check your inbox and enter the 4 digit code.

CONFIRMATION CODE

1735

Confirm

Resend confirmation email

## STEP 5

A short form will pop up.

1 / You can **fill it out** or click **Skip questions**.

2 / Click **Next** to proceed to the next page of the questionnaire.

# Create your first screening

## Welcome to Artinii Test

We are glad that you have joined Artinii. Help us set up our care for you by answering a few questions.

### 1. Which of the following defines you the most:

Cinema

Outdoor cinema

Mobile cinema

Art house cinema

Sport club, music club

Hotel, camp, restaurant or bar

Communal area

Religious organization

Multiplex

School

Company

Event organizer

Community

Other

Skip questions >>

Next

cinema, library, community center,  
coffee shop)

## STEP 6

Now create your screening place. **Follow the instructions** on the page to fill in the **required information**. Then click **Continue**.

# Create your first screening place & start with Artinii

To take full advantage of Artinii products, please create a Screening Place where you plan to screen your films.

**ADDRESS**  
Prague, Czechia

Prague, Czechia

**NAME \***

**CAPACITY \*** **PLACE ID (OPTIONAL)**

**DESCRIPTION \***

**1 Set Up Your Screening Location**

Step 1: Enter the address of your screening location

Step 2: Name your location. This information will be shared with the rights holders who send you their films.

Step 3: Fill in the maximum capacity of your screening location.

Step 4: Provide a description of your location (e.g. arthouse, pop-up cinema, library, community center, coffee shop)

Continue

## STEP 7

**Congratulations!** Your Artinii Exhibitor account has been **successfully created.**

You can now **receive** or **purchase films** and **log in** to **Artinii Cinema Player** to start screening.

Artinii

- Screening Places
- My films
- Orders
- My account

Test  



# NEED MORE HELP?

If you need assistance or have any questions,  
our support team is ready to help you.

Reach out to us via:  
[contact form](#)  
[support@artinii.com](mailto:support@artinii.com)

[Return to the Tutorials page](#)

Artinii  Pro